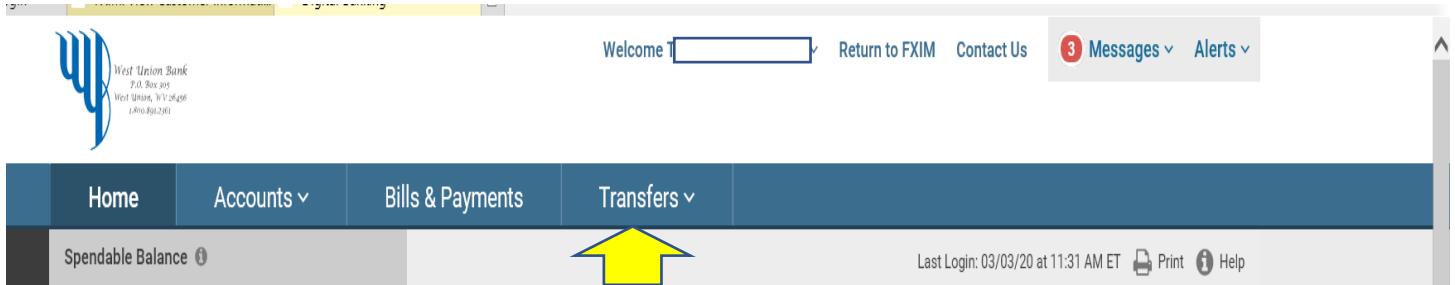


Print the History of Transfers

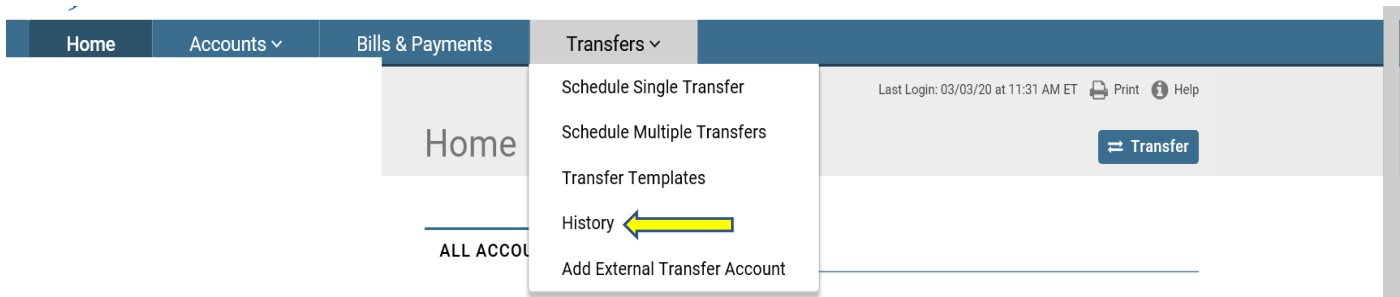
If you do transfers or external transfers and you want to keep this information for your records you will need to print the history before May 11, 2020.

HOW TO PRINT TRANSFER HISTORY:

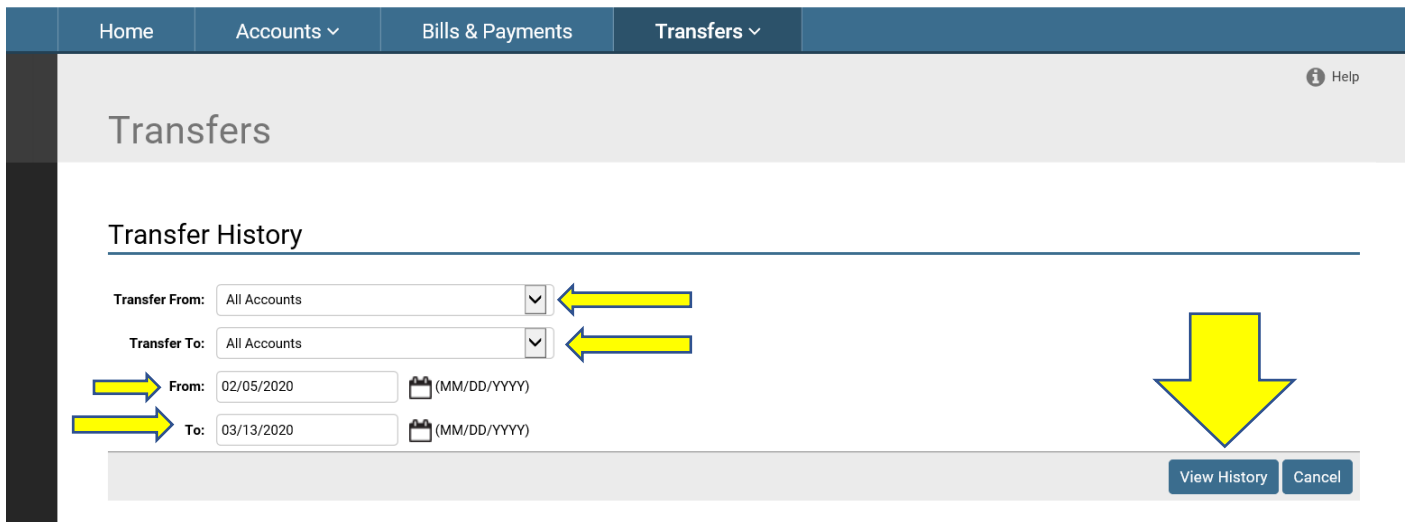
1. Access internet banking from www.westunionbank.com. (You cannot use the Mobile App to download your history).
2. Click on the Transfer Tab.



3. Click on History.



4. Choose the account(s) for the "Transfer From" and "Transfer To" sections, or leave the settings on "All Accounts." Select your date range, then click "View History."



5. Your Transfer History will be shown on the page. Click "Print this page" at the top right.

Home Accounts Bills & Payments Transfers

Print this page Help

Transfers

Historical Transfers

Transfers - from 9/05/2019 to 03/13/2020 I want to

Date	Transfer From	Transfer To	Amount	Type	Transfer ID	Status
03/04/2020	[] Savings []	[] Checking Checking []	\$150.00	One-Time	242198668	Processed
03/03/2020	[] Checking Checking []	[] Savings []	\$220.00	Fixed Recurring Until Canceled	240212424	Processed

West Union Bank thanks you for your understanding during this conversion process. Please call us with any questions you have concerning this change over at 1-304-873-2361.